



... there is no equal™

114 Orange Avenue, West Haven, CT 06516 • 203.931.4455 • Fax: 203.931.4464 • www.elliptipar.com

Quick Ship List

Quick Ship Program Details

Lead times: Orders for **Indoor** products shipped in 7 working days or less
 Orders for **Outdoor** products shipped in 10 working days or less

Pricing: Standard pricing applies [lamps included, except T8 fluorescent]

Quantity: 25 units or less [over 25 units, consult factory]

Colors: **Indoor** products available in standard 02, white [unless indicated]
Outdoor products available in 02, white, or 06, bronze

To order:

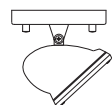
1. List Quick Ship items on a separate Purchase Order. Do not combine them with non Quick Ship items.
2. Mark the order "Quick Ship." Otherwise, it will be processed with the standard lead time.
3. Order must meet **elliptipar's** Terms and Conditions and credit requirements.

Specs: For the latest detailed dimensions and specifications, visit www.elliptipar.com

Indoor - Lighting the Wall

Style T099 - small fluted surface tungsten halogen

Bright anodized aluminum housing and door frame, silver end plates, yoke and canopy.



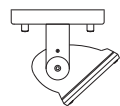
C MOUNT

T099-0150-C-01-A-000 150W, back bracket/canopy

T099-0150-E-01-A-000 150W, external yoke/canopy



T099



E MOUNT

Style T100 - small smooth surface tungsten halogen

T100-0150-C-02-A-000 150W, back bracket/canopy

T100-0150-E-02-A-000 150W, external yoke/canopy



T100

Style T102 - small smooth surface tungsten halogen



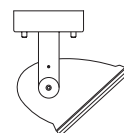
T102-0150-C-02-000 150W, back bracket/canopy

T102-0250-C-02-000 250W, back bracket/canopy



T102

Style T104 - large smooth surface tungsten halogen

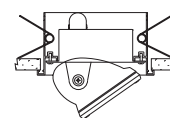


T104-0350-E-02-A-000 350W*, external yoke/canopy

* IR halogen lamp yields approximately same light output as conventional 500W lamp.



T104



Style T200 - small semi-recessed adjustable tungsten halogen

T200-0150-T-02-A-000 150W

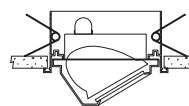


T200

Style T201 - small semi-recessed w/ hood tungsten halogen

T201-0150-T-02-A-000 150W

T201-0250-T-02-A-000 250W



T/M201

Style M201 - small semi-recessed w/ hood ceramic metal halide

- M201-070G-T-02-A-000 70W, 120V remote magnetic ballast
- M201-070G-T-02-B-000 70W, 277V remote magnetic ballast
- M201-150G-T-02-A-000 150W, 120V remote magnetic ballast
- M201-150G-T-02-B-000 150W, 277V remote magnetic ballast

Indoor - Lighting the Wall (continued)

Style F144 - xtra small semi-elliptical T5 fluorescent, integral electronic
Matte white housing, matte gray polycarbonate baffles.

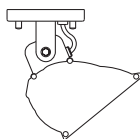


- F144-T128-S-22-1-000 4' nom., 1 x 28W, 120V
- F144-T128-S-22-2-000 4' nom., 1 x 28W, 277V
- F144-T228-S-22-1-000 8' nom., 2 x 28W, 120V
- F144-T228-S-22-2-000 8' nom., 2 x 28W, 277V
- F144-T155-S-22-1-000 4' nom., 1 x 55W high output, 120V
- F144-T155-S-22-2-000 4' nom., 1 x 55W high output, 277V
- F144-T255-S-22-1-000 8' nom., 2 x 55W high output, 120V
- F144-T255-S-22-2-000 8' nom., 2 x 55W high output, 277V




ADE44220 **Finish end plates, pair, matte white**

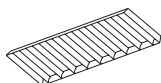
Style F119 - 4X® large surface mounted fluorescent, integral electronic



- F119-X250-E-02-1-000 2 x 50W, 120V, external yoke/canopy
- F119-X250-E-02-2-000 2 x 50W, 277V, external yoke/canopy

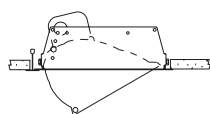


Snap-in, parabolic baffle, 35° shielding



ABL000D0 For Style F119, specular aluminum

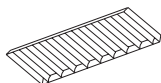
Style F209 - 4X® semi-recessed fluorescent for lay-in grid ceiling integral electronic



- F209-X239-L-02-1-000 2 x 39W, 120V
- F209-X239-L-02-2-000 2 x 39W, 277V
- F209-X255-L-02-1-000 2 x 55W, 120V
- F209-X255-L-02-2-000 2 x 55W, 277V



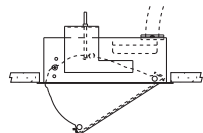
Snap-in, parabolic baffle, 35° shielding



ABL000C0
For Style F209, specular aluminum



Style F211 - large semi-recessed adjustable hex tube fluorescent, integral electronic, snap-on prismatic lens



- F211-H132-T-02-1-000 1 x 32W, 120V
- F211-H132-T-02-2-000 1 x 32W, 277V
- F211-H142-T-02-1-000 1 x 42W, 120V
- F211-H142-T-02-2-000 1 x 42W, 277V



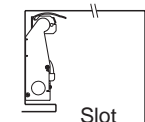
Indoor - Lighting the Wall (continued)

Style F305 - xtra small concealed T5 fluorescent, integral electronic

Bright anodized reflector with mill finish ballast compartment.



- F305-T128-S-00-1-000 4' nom., 1 x 28W, 120V
- F305-T128-S-00-2-000 4' nom., 1 x 28W, 277V
- F305-T228-S-00-1-000 8' nom., 2 x 28W, 120V
- F305-T228-S-00-2-000 8' nom., 2 x 28W, 277V
- F305-T155-S-00-1-000 4' nom., 1 x 55W high output, 120V
- F305-T155-S-00-2-000 4' nom., 1 x 55W high output, 277V
- F305-T255-S-00-1-000 8' nom., 2 x 55W high output, 120V
- F305-T255-S-00-2-000 8' nom., 2 x 55W high output, 277V



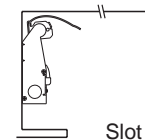
Slot

Style F306 - small concealed T8 fluorescent, integral electronic

Bright anodized reflector with mill finish ballast compartment.



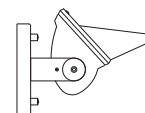
- F306-A132-S-00-1-000 4' nom., 1 x 32W, 120V
- F306-A132-S-00-2-000 4' nom., 1 x 32W, 277V
- F306-A232-S-00-1-000 8' nom., 2 x 32W, 120V
- F306-A232-S-00-2-000 8' nom., 2 x 32W, 277V



Slot

Indoor - Lighting the Ceiling

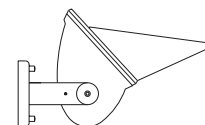
Style T102 - small smooth surface tungsten halogen



- T102-0150-E-02-A-V00 150W, external yoke/canopy, visor
- T102-0250-E-02-A-V00 250W, external yoke/canopy, visor



Style T104 - large smooth surface tungsten halogen



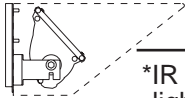
- T104-0350-Z-02-A-V00 350W*, external yoke/wall plate, visor
- *IR halogen lamp yields approximately same light output as conventional 500W lamp.



Indoor - Lighting the Ceiling (continued)

Style T403 - small Ensconce® base unit tungsten halogen

- T403-0150-W-00-A-000 150W
- T403-0250-W-00-A-000 250W
- T403-0350-W-00-A-000 350W*



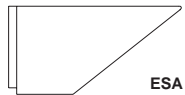
*IR halogen lamp yields approximately same light output as conventional 500W lamp.



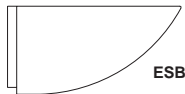
Style M403 - small Ensconce® base unit ceramic metal halide

- M403-070G-W-00-A-000 70W, 120V remote magnetic ballast
- M403-070G-W-00-B-000 70W, 277V remote magnetic ballast
- M403-150G-W-00-A-000 150W, 120V remote magnetic ballast
- M403-150G-W-00-B-000 150W, 277V remote magnetic ballast

Ensconce® enclosures



ESA02000 Small angled front


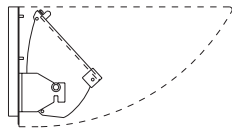


ESB02000 Small curved front



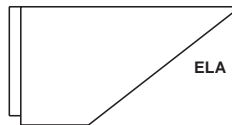
Style M404 - large Ensconce® base unit metal halide

- M404-0250-W-00-A-000 250W, 120V remote CWA ballast
- M404-0250-W-00-B-000 250W, 277V remote CWA ballast




- M404-0400-W-00-A-000 400W, 120V remote CWA ballast
- M404-0400-W-00-B-000 400W, 277V remote CWA ballast

Ensconce® enclosures



ELA02000 Large angled front



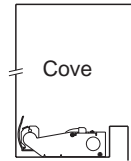
ELB02000 Large curved front



Indoor - Lighting the Ceiling (continued)

Style F305 - xtra small concealed T5 fluorescent, integral electronic

Bright anodized reflector with mill finish ballast compartment.

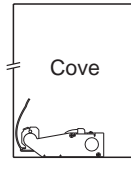
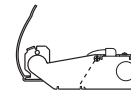


- F305-T128-S-00-1-000 4' nom., 1 x 28W, 120V
- F305-T128-S-00-2-000 4' nom., 1 x 28W, 277V
- F305-T228-S-00-1-000 8' nom., 2 x 28W, 120V
- F305-T228-S-00-2-000 8' nom., 2 x 28W, 277V
- F305-T155-S-00-1-000 4' nom., 1 x 55W high output, 120V
- F305-T155-S-00-2-000 4' nom., 1 x 55W high output, 277V
- F305-T255-S-00-1-000 8' nom., 2 x 55W high output, 120V
- F305-T255-S-00-2-000 8' nom., 2 x 55W high output, 277V



Style F306 - small concealed T8 fluorescent, integral electronic

Bright anodized reflector with mill finish ballast compartment.



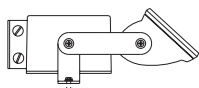
- F306-A132-S-00-1-000 4' nom., 1 x 32W, 120V
- F306-A132-S-00-2-000 4' nom., 1 x 32W, 277V
- F306-A232-S-00-1-000 8' nom., 2 x 32W, 120V
- F306-A232-S-00-2-000 8' nom., 2 x 32W, 277V



Outdoor - Lighting the Vertical

Style M452 - small outdoor ceramic metal halide integral, mounting feet

For use with surface conduit (by others)



M452-070G-S-02-A-000
70W, 120V, white

M452-070G-S-02-B-000
70W, 277V, white

M452-070G-S-06-A-000
70W, 120V, bronze

M452-070G-S-06-B-000 70W, 277V, bronze

M452-150G-S-02-A-000 150W, 120V, white

M452-150G-S-02-B-000 150W, 277V, white

M452-150G-S-06-A-000 150W, 120V, bronze

M452-150G-S-06-B-000 150W, 277V, bronze

Note: Sidearms can be rotated 90° in the field to position reflector above or below ballast housing



M452

Style M452 - small outdoor ceramic metal halide integral, latch-hinge plate

Mounts over recessed outlet box

M452-070G-W-02-A-000 70W, 120V, white

M452-070G-W-02-B-000 70W, 277V, white

M452-070G-W-06-A-000 70W, 120V, bronze

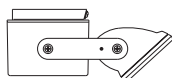
M452-070G-W-06-B-000 70W, 277V, bronze

M452-150G-W-02-A-000 150W, 120V, white

M452-150G-W-02-B-000 150W, 277V, white

M452-150G-W-06-A-000 150W, 120V, bronze

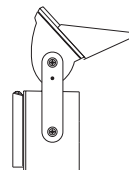
M452-150G-W-06-B-000 150W, 277V, bronze



Outdoor - Uplighting

Style M452 - small outdoor ceramic metal halide integral, wall plate

Mounts over recessed outlet box



M452-070G-W-02-A-V00
70W, 120V, visor, white

M452-070G-W-02-B-V00
70W, 277V, visor, white

M452-070G-W-06-A-V00
70W, 120V, visor, bronze

M452-070G-W-06-B-V00 70W, 277V, visor, bronze

M452-150G-W-02-A-V00 150W, 120V, visor, white

M452-150G-W-02-B-V00 150W, 277V, visor, white

M452-150G-W-06-A-V00 150W, 120V, visor, bronze

M452-150G-W-06-B-V00 150W, 277V, visor, bronze

Note: Sidearms can be rotated 90° in the field to position reflector in front or above ballast housing



M452

Style M452 - small outdoor ceramic metal halide integral, mounting feet

For use with surface conduit (by others)

M452-070G-S-02-A-V00 70W, 120V, visor, white

M452-070G-S-02-B-V00 70W, 277V, visor, white

M452-070G-S-06-A-V00 70W, 120V, visor, bronze

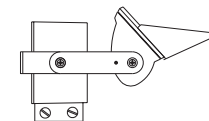
M452-070G-S-06-B-V00 70W, 277V, visor, bronze

M452-150G-S-02-A-V00 150W, 120V, visor, white

M452-150G-S-02-B-V00 150W, 277V, visor, white

M452-150G-S-06-A-V00 150W, 120V, visor, bronze

M452-150G-S-06-B-V00 150W, 277V, visor, bronze



[Back to Page 1](#)


elliptipar
... there is no equal™

114 Orange Avenue
West Haven, CT 06516, USA
203.931.4455 • Fax 203.931.4464
www.elliptipar.com